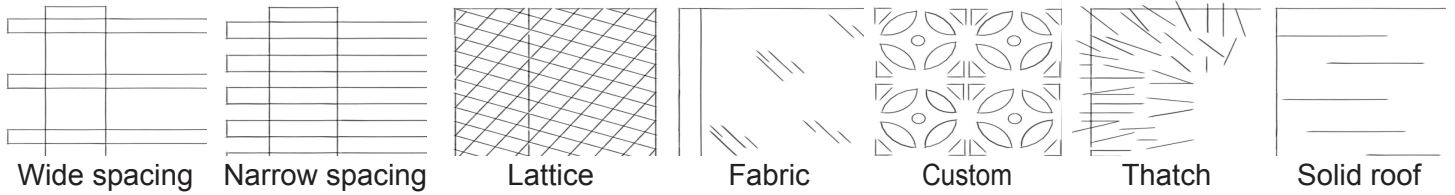


A Guide to PERGOLA DESIGN DETAILS


AMOUNT OF SHADE:

(Least shade)

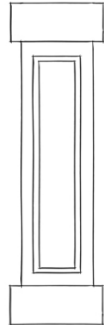
(Most shade)



COLUMN TYPE:



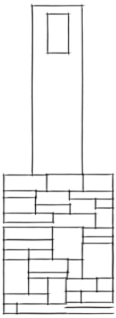
Corinthian



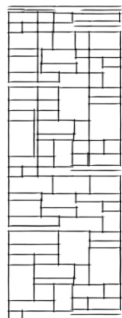
Recessed panel



Plain beam



1/2 stone veneer beam



Full stone veneer beam

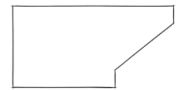


Oversized wood beam

ARCHITECTURAL DETAILS:



Simple



Multi-angled



45° angle

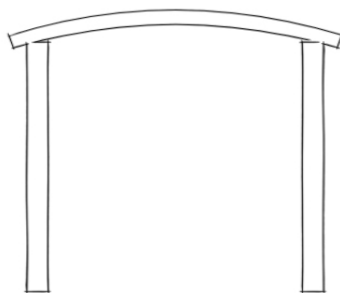


Curved

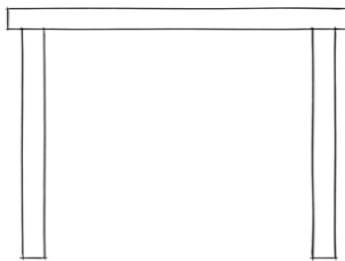


Ornate


SHAPE:



Arched

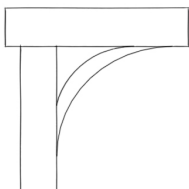


Flat

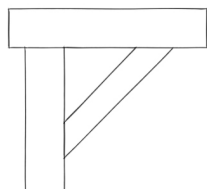


Gabled

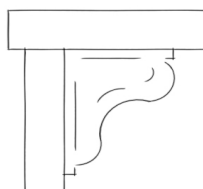
CORNER BRACE:



Arch



Straight



Corbel